

DSO211AR TYPE SPXO SPECIFICATION

1. Device Name SPXO (Output Load Condition C-MOS)
 2. Type DSO211AR
 3. Frequency 10.000MHz

4. Absolute Maximum Value

	Item	Symbol	Rating	Unit
1	Supply Voltage	V _{CC}	-0.5 ~ +5.0	V
2	Storage Temperature Range	T _{stg}	-40 ~ +85	°C

5. Recommended Operating Conditions

	Item	Symbol	min.	typ.	max.	Unit
1	Supply Voltage	V _{CC}	+3.0	+3.3	+3.6	V
2	Operating Temperature Range	T _{opr}	-40	-	+85	°C
3	Output Load	L _{CMOS}	-	-	15	pF

6. Electrical Characteristics

(T_a=+25°C, V_{CC}=+3.3V unless otherwise noted)

	Item	Symbol	Test Conditions	Limits			Unit
				min.	typ.	max.	
1	Frequency Stability	f _{tol}	V _{CC} =+3.3V ±0.3V T _a =-40 ~ +85 °C	-50	-	+50	ppm
2	Supply Current	I _{CC}	at No Load, #1pin:"H" or open	-	-	1.8	mA
	Standby Current	I _{std}	#1pin:"L"	-	-	0.01	mA
3	Output Character		15pF				
	3-1.Symmetry	SYM	0.5V _{CC} level	45	50	55	%
	3-2.Rise Time	t _r	0.1V _{CC} ~ 0.9V _{CC}	-		5	ns
	3-3.Fall Time	t _f	0.9V _{CC} ~ 0.1V _{CC}	-		5	ns
	3-4.Low Level	V _{OL}		-	-	V _{CC} ×0.1	V
	3-5.High Level	V _{OH}		V _{CC} ×0.9	-	-	V
4	Input Character						
	4-1.Output enable time	t _{pzl}				1	ms
	4-2.Output disable time	t _{plz}				150	ns
	4-3.Enable input	V _{IH}		V _{CC} ×0.8	-	-	V
	4-4.Disable input	V _{IL}		-	-	V _{CC} ×0.2	V

Measurement circuit and output wave form is refer to Fig.1. and Fig.2.

Date	Spec.NO	Rev.	Remark	Page.
2016/04/01	1XSG010000AR4	-	S16-017	1/3

DSO211AR TYPE SPXO SPECIFICATION

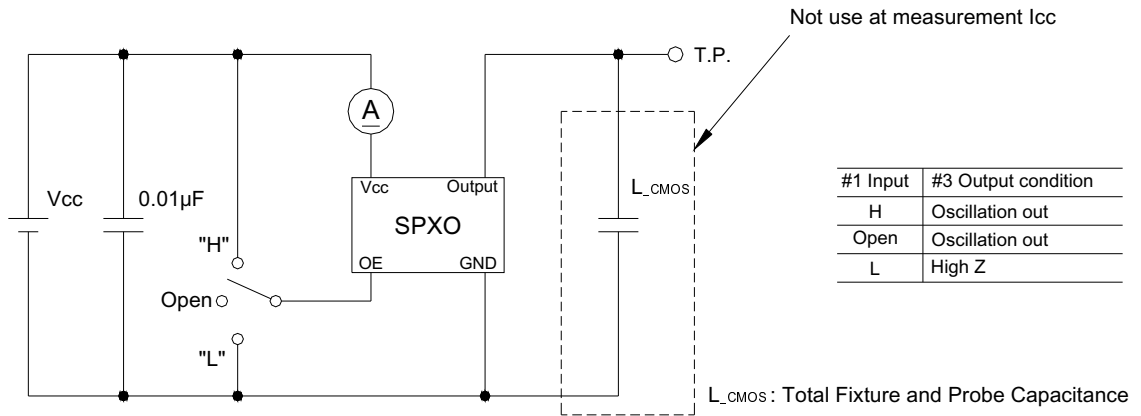


Fig.1.Measurement circuit

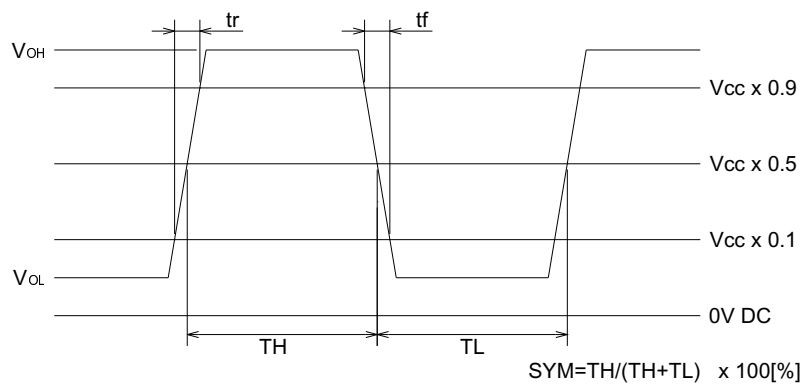


Fig.2.Output wave form

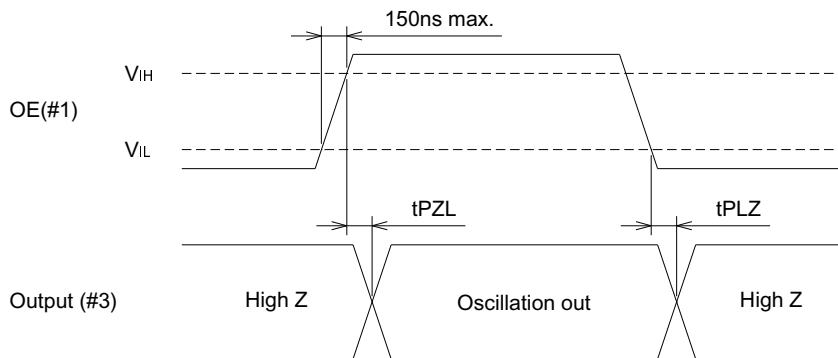
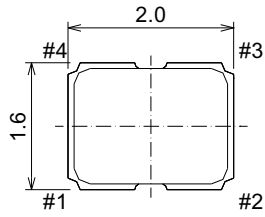


Fig.3.Input output condition

Date	Spec.NO	Rev.	Remark	Page.
2016/04/01 7. Outline, Pin Connections	1XSG010000AR4	-	S16-017	2/3

DSO211AR TYPE SPXO SPECIFICATION

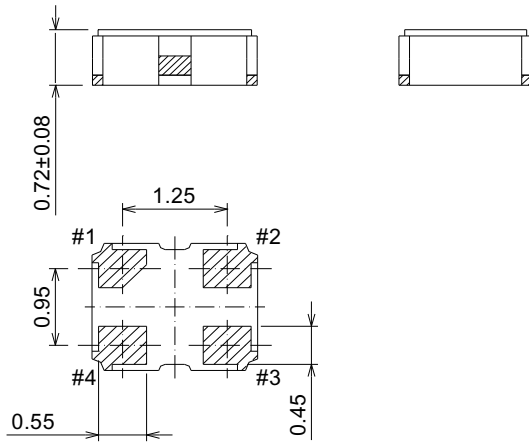


Pin Connections

Pin No.	Connection
#1	OE(Output Enable)
#2	GND
#3	Output
#4	Vcc

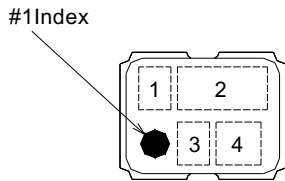
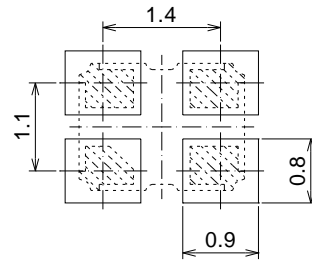
Tolerance : ± 0.1

Unit : mm



Recommended Land Pattern

<Tpo view>



【Type Code】

Type	Marking
DSO211AR	R
DSO211AH	H
DSO211AB	B

- 1.Type : refer to 【Type code】
- 2.Nominal Frequency : 10.0
(Include decimal point 4 digit)
- 3.KDS LOGO : D
- 4.Lot No.
Year : Last digit of the year (e.g.2016 →6)
Week : 2digit of the week (e.g.01~)

8. Supplement

8.1.Soldering

Peak-temperature 260°C 10sec max. , 2times max.

If the temperature is higher than 280 °C, there is a possibility for the sealing alloy to remelt.

8.2.Solder Iron

Bit temp.:350 °C max.,Time:3 s max., Each terminal solder a 1 time max.

Please take care so that a soldering iron should not touch a product directly.

Date	Spec.NO	Rev.	Remark	Page.
2016/04/01	1XSG010000AR4	-	S16-017	3/3